



INDUSTRIAL ELEVATORS

PRODUCT GUIDE

ALIMAK SL-H

Access anytime, anywhere

ALIMAK

Authorized Distributor



شركة الوسام للتجارة ك.م.م.
AL WISAM TRADING CO. L.L.C.

☎ : (+971 6) 539 03 83

✉ : awtc@alwisamllc.com

☎ : (+971 6) 539 03 84

🌐 : www.alwisamllc.com

📍 : 81933, Sharjah - U.A.E.



- Built to perform in harsh industrial environments
- Enhances operational efficiency and reduces maintenance costs

ALIMAK SL-H

Passenger and freight elevators

The Alimak SL-H range of rack and pinion elevators are designed for installation in an array of industrial settings. With Alimak SL-H elevators, customers can access, monitor and service key processes in their plants, increasing operational efficiency and uptime for their facilities.

Alimak SL-H industrial elevators are suitable for tough operating environments including power stations, cement plants, ports, chemical plants, steelworks, mines, manufacturing and storage facilities.

Delivering a versatile vertical access solution ideal for the monitoring and maintenance of essential facilities, the Alimak SL-H range offers payload capacities of up to 3,000 kg.

Part of the Alimak SL-H range, the SL-H 2000 elevator car has a width of 1.4 m and offers a choice of two car lengths; 2.4 m and 3.0 m. It has a payload capacity of 2,000 kg. Alimak SL-H 3000 is the larger model in the range offering 3,000 kg payload capacity with a car size of 1.5 m x 3.2 m and 2.5 in height.

ROBUST DESIGN

Made of aluminium and hot dipped galvanized steel, the robust design minimises downtime and operational costs whilst withstanding tough environmental challenges when transporting both people and freight.

A smooth running vertical sliding door can be located on one, two or three* sides of the elevator car. The door is made of aluminium for easy opening.

The drive unit provides smooth acceleration and deceleration, offering accurate levelling at landings irrespective of load, making loading and unloading operations easier and reducing power requirements and brake wear.

EASY TO OPERATE

Alimak SL-H elevators are push button operated from the car and landings. A modern collective control system, which operates like a conventional elevator, can be adjusted to your preferences based upon frequency of use, application and number of landings. All controls are logically positioned in the car and the car wall integrated electrical unit is easily accessible for servicing and maintenance.



* SL-H 3000 only.

Rack and pinion delivers unique advantages

Over the past six decades, the rack and pinion concept originally pioneered by Alimak has been evolved and refined, bringing its major benefits to new market applications in the industrial elevator sector.

SHAFT-LESS, MACHINE ROOM-LESS TECHNOLOGY


Alimak SL-H industrial elevators are built on the simple, but ingenious rack and pinion principle. The elevator has its drive motors fitted on top of the car along with the brake and gearbox. The motor drives a pinion that moves along the rack, which is bolted to the elevator mast tower. This technology enables the elevator car to climb up and down the mast at a controlled speed. Without the need for a shaft or machine room, the design of the Alimak SL-H elevator provides efficient and practical vertical access.

INDUSTRY MOVER AND SHAKER

Alimak has been an industry leader in supplying elevators based on rack and pinion drive technology for more than 60 years. An installed base of over 23,000 elevator solutions for a broad spectrum of industries around the world, has given us a unique and extensive engineering knowledge gained from each individual installation. Elevators from Alimak regularly demonstrate the ability to withstand the toughest challenges, provide reliable access, anytime and anywhere needed, from preheaters, silos and chimneys, to warehouses, container cranes, underground shafts and marine vessels.

SAFETY AND RELIABILITY

The Alimak SL-H range incorporates all the safety features that have made Alimak elevators a benchmark for the elevator industry worldwide. The mechanical and electrical interlocking door system and Alimak safety devices guarantee the highest safety standards. If the elevator exceeds the rated speed, the unique progressive Alimak safety device brings the car to a smooth stop.



Mast tower

No shaft required.
Hot dip galvanized high grade steel

Mast ties

For attachment of mast tower to structure

Rack

Black painted steel.
M5 design provides high ride quality

Drive machinery

No separate machine room is required.
Robust, high efficiency drive system located on top of car.

Electrical components

Electrical cabinets of stainless steel, IP65

Control system

Fully collective control system

Car walls

Wall panels, extruded aluminium

Car frame

Heavy duty design.
Hot dip galvanized steel

Dual car option

Dual car option doubles the payload capacity

Floor

Galvanized diamond plate

Doors

Heavy-duty design, extruded aluminium frame

Landing enclosure


Hot dip galvanized steel

Landing doors

Double leaf swing door type

Pit

Raised pit enclosure



Why choose an Alimak SL-H industrial elevator?

Alimak is your trusted partner, committed to providing the safest and most reliable products and services, delivered by professionals who are close to your business, understand your needs and always deliver in a consistent and professional manner.



Machine room and shaft not required

No need for a machine room or a supporting elevator shaft, reducing building requirements and ongoing structural maintenance.



Low total cost of ownership

An Alimak elevator maximises operational efficiency, reduce plant maintenance costs and increases health and safety performance.



Durable and robust industrial design

Like all Alimak products, the robust and durable design of the Alimak SL-H is engineered for tough working conditions.




Use during construction

Alimak SL-H is suitable for beneficial use during the construction phase of projects. Rack and pinion elevators can easily grow with the structure.



Easy to retrofit

Thanks to the rack and pinion technology, Alimak SL-H elevators are easy to retrofit to existing building and structures. Since no shaft or machinery room is needed, installing an Alimak SL-H at any structure of a plant is an economical choice.



DOUBLE CAPACITY


Dual solution available with two independent elevator cars operating on a single guide mast column, reducing material costs, installation work and on-site space, while offering improved traffic movement and further increasing productivity.

Service and support solutions for Alimak industrial elevators

As the dedicated service provider for Alimak, Alimak Service delivers a range of service solutions for owners and users of Alimak's products. Utilising a global network, Alimak Service offers servicing and maintenance, refurbishments and inspections, alongside a range of Alimak training courses for the competent use of vertical access equipment.

Genuine Alimak spare parts can be sourced and delivered promptly to reduce costly downtime and maintain the performance of Alimak equipment. All operations are carried out by specialist Alimak technicians, trained to ensure that owners of Alimak products receive only the highest quality support.

Alimak Service adds customer value through tailored support for Alimak equipment throughout its lifecycle. Through a range of service solutions, Alimak Service increases product uptime and extends the operational life of Alimak equipment for maximum return on investment.



Introducing Alimak Service

ALIMAK SERVICE



SERVICE SOLUTIONS

Comprehensive range of service contracts, maintenance programmes and repair solutions



TRAINING

Classroom and eLearning training to support the safe operation, maintenance and installation of equipment



GENUINE SPARE PARTS

Genuine spare parts prolong machine life and maximise performance



INSPECTIONS, SAFETY AND COMPLIANCE

Routine inspection programmes to ensure equipment is kept safe and compliant



ASSET MANAGEMENT

Remote monitoring, service solutions and expert after sales professionals combine to provide full equipment lifecycle and customer oriented solutions



REFURBISHMENT SOLUTIONS

Bring new life to an aging machine with a cost effective refurbishment, modernisation or upgrade

Technical specifications

MAIN CHARACTERISTICS

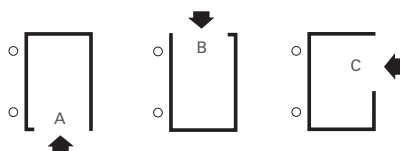
- Designed for harsh environments
- No enclosed hoistway or shaft needed
- Drive machinery located on the car means no machine room is required
- Dual car option to double the capacity
- Fully collective elevator control system
- Doors on one, two or three* sides of the car possible
- Car and landing doors with mechanical and electrical interlocking
- Safety features including safety device, door interlockings, emergency lowering system, overload protection
- Durable materials: aluminium car walls and doors and with car support frame and mast sections of hot dip galvanized steel. All stainless steel electrical cabinets
- Building Information Modelling (BIM) object files allow you to compare and select the most suitable lifting option for your needs



| | SL-H 2000 | SL-H 3000 |
|---|---|---|
| Payload capacity | Up to 2,000 kg (20 passengers) | 3,000 kg (23 passengers) |
| Travelling speed | Up to 0.9 m/s | 0.9 m/s |
| Max. lifting height ** | 150 m | 200 m |
| Motor control | Frequency control (FC) | Frequency control (FC) |
| No. of motors | 1 or 2 x 16.4 kW | 3 x 16.4 kW |
| Elevator car size, internal (W x L x H) | 1.4 m x 2.4–3.0 m x 2.13 m | 1.5 m x 3.2 m x 2.5 m |
| Door opening (W x H) | 1.4 m x 2.0 m | 1.5 m x 2.30 m |
| Power supply range | 380–500 V, 50/60 Hz, 3 phase | 380–500 V, 50/60 Hz, 3 phase |
| Type of mast | 450, tubular steel with integrated rack | 650, tubular steel with integrated rack |
| Length mast section | 1.508 m | 1.508 m |

** Increased lifting height on request.

Car door configurations (A, B and C*, or any other combination)



* SL-H 3000 only.

For other demands or specifications, please consult your Alimak representative.

Type of mast

